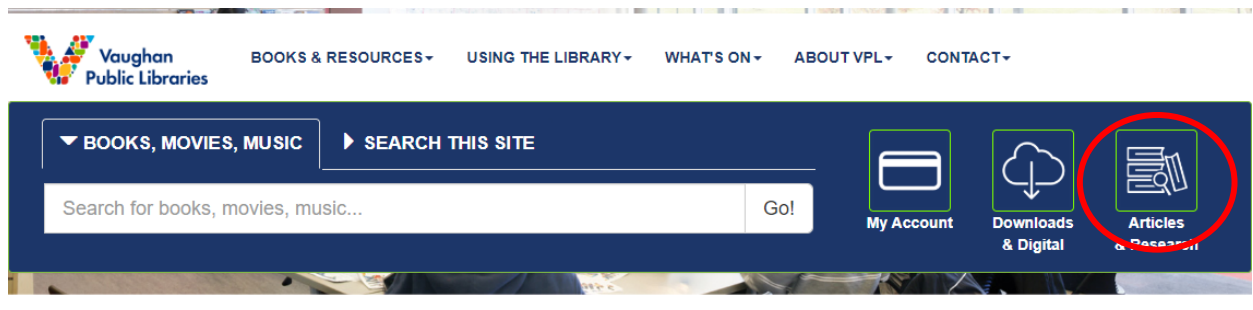


LinkedIn Learning is an online education platform that used to be called Lynda.com. It has videos and tutorials to teach you new skills in the technology, software, business and creative fields. It has courses created and curated by professionals to help you with your professional development. It is currently owned by LinkedIn and all the courses you complete can be listed as a verified skill on your LinkedIn professional profile.

## On a PC / Mac

### How to Login

1. To begin, you need to open a web browser and log onto the Vaughan Public Library website: [vaughanpl.info](http://vaughanpl.info).
2. Once the website loads, locate the *Articles & Research* button on the main search bar and click on it to access the list of our digital resources.



- You will see an alphabetical listing of all the resources that Vaughan Public Library offers its patrons. To find LinkedIn Learning simply click on the “L” to show only the resources that begin with the letter “L”

## Articles & Research

### Alphabetical Listing of Databases

A	B	C	D	E	F	G	H	I	J	<b>L</b>	M	N	O	P	Q	R	S	T	U	V	W	
X	Y	Z	List All																			

### L

#### L'Encyclopédie canadienne

L'Encyclopédie canadienne, d'abord connue comme Encyclopédie du Canada, est une encyclopédie qui se veut « la source d'information sur le Canada la mieux fondée et la plus complète ». Disponible gratuitement en ligne, elle est à la fois en anglais et en français et inclut quelque 14 000 articles sur une variété de sujets, notamment l'histoire, la culture populaire, les événements, les personnes, les localités, la politique, l'art, les Premières Nations, les sports et la science. This is an open resource for everyone and not VPL-subscribed. [Available Online](#)

#### LinkedIn Learning

Lynda.com gives users free access to thousands of video tutorial courses with a focus on such areas as technology, software development, business skills, project management as well as creative skills like animation and video editing. The courses are taught by recognized industry experts who will guide you along in learning the skills you need for your personal and professional development. [How to use Lynda](#)

[Available Online](#)

See also:

[Browse Databases in Categories](#)



The support of  
the Ministry of  
Tourism, Culture  
and Sport is  
gratefully  
acknowledged.

4. Clicking on the link for *LinkedIn Learning* will take you from the Vaughan Public Library website and onto the Lynda.com platform, allowing you to sign into the platform using your library card number and PIN. First select “Get Started”

in LEARNING

### Your library invites you to LinkedIn Learning

Choose from thousands of online courses to learn in-demand skills from real-world industry experts. Get started with your library card.

Get started



5. Then enter your library card number and PIN when prompted, after entering those details, select “Continue”

### Verify your library card to start learning

Enter your library card and PIN. If you are a library admin, please sign in [here](#).

Library card number

PIN

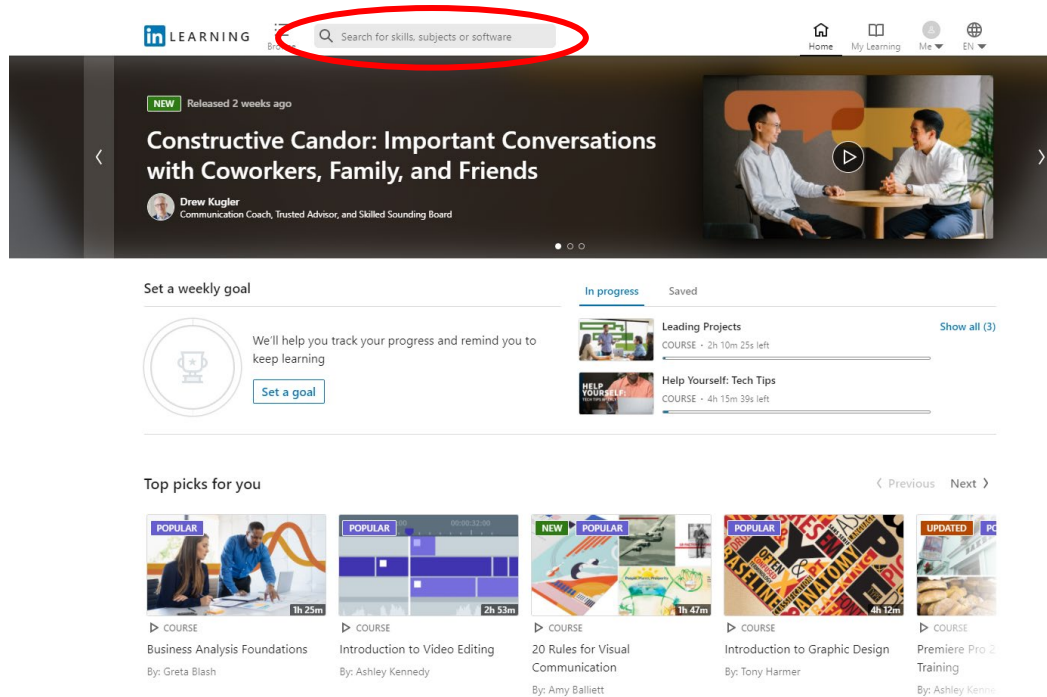
By clicking "Continue," you agree to the [LinkedIn User Agreement](#), [Privacy Policy](#), and [Cookie Policy](#). If you were a LyndaLibrary user, your Lynda.com data will be moved to LinkedIn Learning. Without identifying you, LinkedIn will make aggregated learning data available to your library. [Learn more](#)

Continue

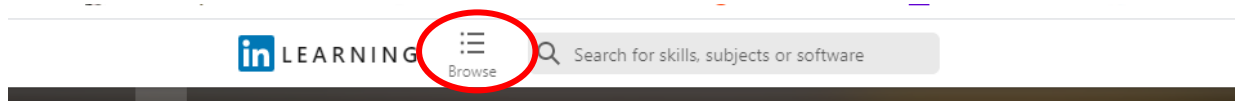


### How to Browse Content

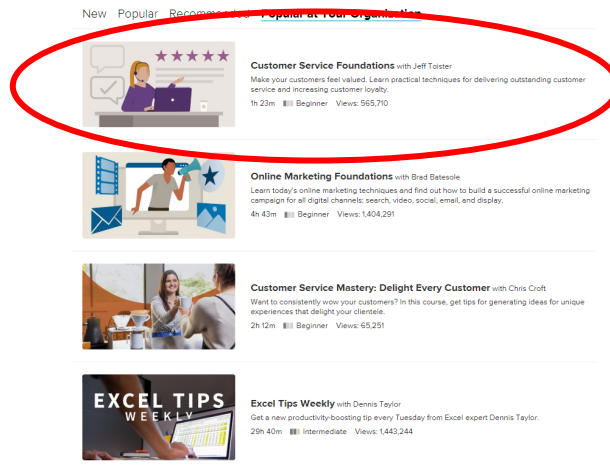
1. Once you've logged into the LinkedIn Learning website on your web browser, you will be welcomed with a start screen.
2. You can search for videos and courses by typing in keywords into the search bar. Example: Microsoft Word, Photoshop, JavaScript, etc.



3. You can also browse the full library of content by clicking on the *Library* button located right beside the search bar.

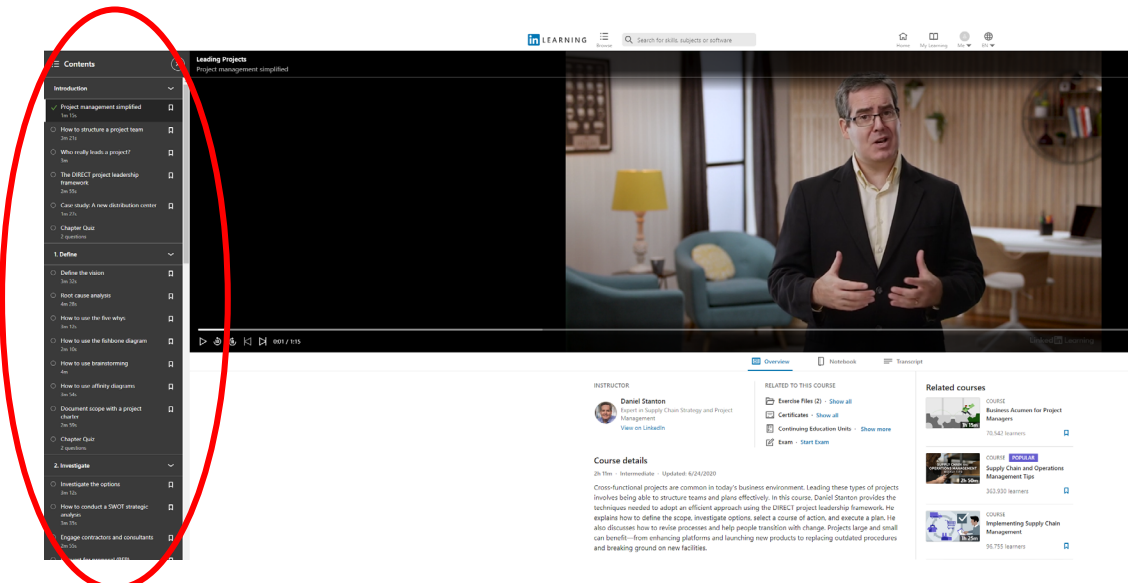


- Once you have found a course you wish to learn more about, simply click on the image or title of the course and you will be taken to the course page.

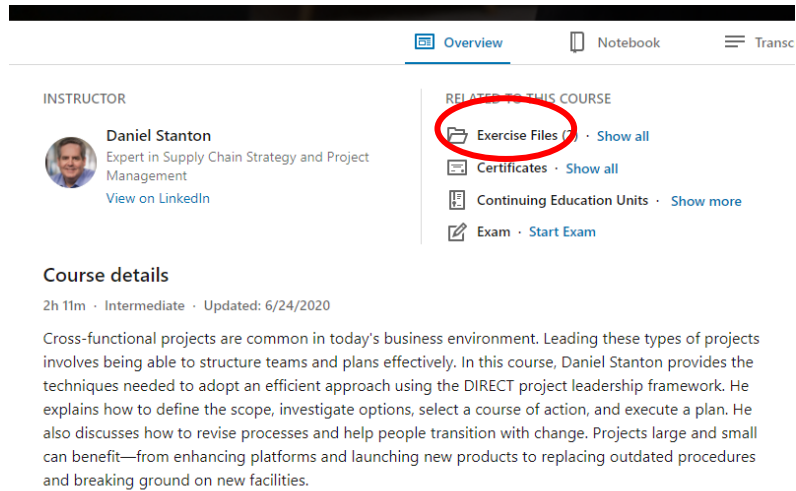


## How to Take a Course

- To begin a course, simply go to the course page and begin watching the videos located in the contents section within that page. As you watch videos within the courses, an eyeball icon will appear beside videos that you have already watched to help you keep track of where you are.



2. LinkedIn Learning courses will include videos, exercises, and practice assignments for you to test the skills that you will be learning. The assignment and exercise files for the course will be listed in the contents tab, but will also be located under the *Exercise Files* section.



The screenshot shows the LinkedIn Learning interface for a course. At the top, there are navigation tabs: Overview (selected), Notebook, and Transcripts. Below this, the instructor's information is displayed: Daniel Stanton, Expert in Supply Chain Strategy and Project Management, with a link to view his LinkedIn profile. To the right, under the heading 'RELATED TO THIS COURSE', there is a list of items: 'Exercise Files (2)' (circled in red), 'Certificates', 'Continuing Education Units', and 'Exam'. Below the instructor information, the 'Course details' section is visible, showing a duration of 2h 11m, an intermediate level, and a last update of 6/24/2020. The course description discusses cross-functional projects and the DIRECT project leadership framework.

3. Unfortunately, LinkedIn Learning does not offer offline viewing of their courses from a desktop or laptop. You can; however, still download courses for viewing offline while using LinkedIn Learning's apps on iOS and Android.